



# Engine pumps

Pumps for clean, contaminated,  
dirty and waste water.  
For professional use

Given their robust technical characteristics, TSURUMI engine pumps are able to meet the most demanding challenges: construction sites, irrigation, fire prevention, and drainage of tanks and slurry pits.



# SELF-PRIMING ENGINE PUMPS - CLEAN OR SLIGHTLY CONTAMINATED WATER

## TE SERIES- FLOW RATES UP TO 100 M<sup>3</sup>/H - MODEL 4" (DN100)

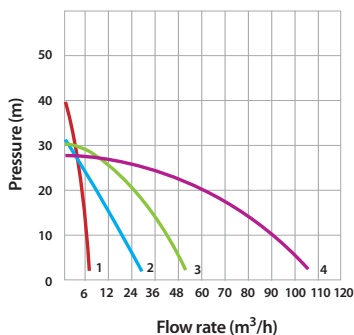
- **Applications:** Low pressure, high flow rates for watering, irrigation, draining ponds, washing.
- **Water:** Clean or slightly contaminated water, slightly muddy or sandy containing particles of less than 6 mm in diameter.
- **Self-priming:** Up to 7 m water height (from water level to the pump axle).
- **Construction:**
  - Pump housing made from pressure injected cast aluminium.
  - Impeller and diffuser made from cast iron.
  - Carbon ceramic mechanical seals.
  - Tubular frame or skid with carry handle (TEM 25H).
- **2 types of engines:**
  - 4 stroke HONDA petrol engine conforming to environmental standard n°2002-88-EC on exhaust gases with or without oil warning system.
  - ROBIN diesel engine conforming to current standards.
- **Delivery:** In individual reinforced cardboard with documentation, CE certificate, spark plug wrench (not diesel), hose connector, collars and strainer.
- **Options:** hoses, fire hose connector, trolleys, floats.

### Specifications - Made in Japan

PARTICLE SIZE: 6 MM & 2 MM (TEM 25H)

Models Clean water	Colour coded curve	Engine			Diameter A/R (mm)	Max flow rate (m <sup>3</sup> /h)	Max pressure (m)	Best performance (m <sup>3</sup> /h at m)	Weight (kg)	Dimensions (cm)
		Type	hp	Autonomy						
<b>HONDA PETROL ENGINE</b>										
TEM 25 H	● 1	GX25	1,8	1h30	25	7,7	40	3.6 at 25	5.5	36x24x30
TET2 - 50 H	● 2	GX120U1	4	2h10	50	31	30	23 at 15	23.3	47x36x35
TET2 - 50 HA	● 2	GX120U1	4	2h10	50	31	30	23 at 15	23.3	47x36x35
TE4 - 80 H	● 3	GX160U1	5.5	2h20	75	60	32	37 at 17	29.5	54x39x44
TE4 - 80 HA	● 3	GX160U1	5.5	2h20	75	60	32	37 at 17	29.5	54x39x44
TE2 100 HA	● 4	GX240U1	8	3h15	100	108	28	60 at 16	49.5	65x47x62
<b>ROBIN / SUBARU DIESEL ENGINE</b>										
TE4 50 RD	● 1	DY232D	4.8	2h45	50	36	32	20 at 15	45	53x48x54
TE4 80 RD	● 2	DY232D	4.8	2h35	75	54	28	39 at 15	46.5	62x45x56
TE2 100 RD	● 3	DY272D	5.5	2h15	100	95	27	75 at 15	58	72x45x63

(HA) Models fitted with oil warning system.



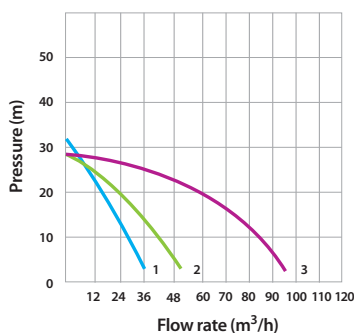
TEM 25 H



TET2 50H



TE2 100HA



TE4 50RD



TE4 80RD



TE2 100RD

# HIGH-PRESSURE SELF-PRIMING ENGINE PUMPS

## TEF AND TEW2 SERIES - UP TO 9 BARS OF PRESSURE

- **Applications:** High pressure, low flow rate for fire prevention, power washing, pressure irrigation.
- **Water:** Clean water with no particles (less than 2mm).
- **Self-priming:** Up to 7 m water height (from water level to the pump axle).
- **Construction:**
  - Pump housing made from pressure injected cast aluminium.
  - Impeller and diffuser made from pressure injected cast aluminium (dual turbine model TEW2 50HA).
  - Carbon ceramic mechanical seals.
  - Tubular frame or skid with carry handle (TEF 25HA).
- **Engine:** 4 stroke HONDA petrol engine in accordance with environmental standard n°2002-88-EC on exhaust gases with or without oil warning system. Diesel Robin engine in accordance with current standards.
- **Discharge outlets:** High pressure models are equipped with a three outlet discharge system (except TEF 25HA). This gives you either two 1" hose lines with up to 4 sprinklers per line or a single 40/45 discharge line for fire fighting or other applications. It is also possible to use the main outlet (DN40) and a side outlet (DN25) at the same time.
- **Delivery:** In individual reinforced cardboard with documentation, CE certificate, spark plug wrench, hose connector, collars and strainer.
- **Options:** hoses, fire hose connector, fire hoses, trolleys, floats.

### Specifications - Made in Japan

PARTICLE SIZE: 0.5 to 2 MM

Models High pressure	Colour coded curve	Engine			Diameter A/R (mm)	Max flow rate (m <sup>3</sup> /h)	Max pressure (m)	Best performance (m <sup>3</sup> /h at m)	Weight (kg)	Dimensions (cm)
		Type	hp	Independence						
<b>HONDA PETROL ENGINE</b>										
TEF 25 HA	● 1	GXH50	2.4	2h30	25	12.6	60	6 at 30	11.5	42x31x46
TEF3 50 H	● 2	GX160U1	5.5	2h15	50	24	72	14 at 51	32	55x41x49
TEF3 50 HA	● 2	GX160U1	5.5	2h15	50	24	72	14 at 51	32	55x41x49
TEW2 50 HA	● 3	GX270	9	2h20	50/40	30	95	12 at 72	46	72x58x61

(HA) Models fitted with oil warning system.

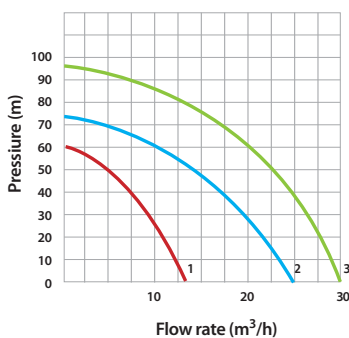


View of 3 discharge outlets

TEW2 50 HA: **With 12 V starter, battery pan included, optional battery.**

### ROBIN SUBARU DIESEL ENGINE

TEF3 50RD	● 2	DY232D	4,8	2h40	50	24	70	12 at 50	34	51x41x49
-----------	-----	--------	-----	------	----	----	----	----------	----	----------



TEF 25 HA



TEF3 50 HA



TEW2 50 HA



TEF3 50 RD

# SELF-PRIMING ENGINE PUMPS - LOADED WATER

## SEMI-TRASH TDS SERIES – FLOW RATE UP TO 60 M<sup>3</sup>/H

- **Applications:** Low pressure, high flow rates for flooding, draining pits, ponds, accidental spillage.
- **Water:** Moderately contaminated, slightly muddy, containing earth with particles not larger than 20 mm in diameter.
- **Self-priming:** Up to 7 m water height (from water level to the pump axle).
- **Construction:**
  - Pump housing made from pressure injected cast aluminium.
  - Impeller and diffuser made from GS20 cast iron.
  - Carbon seals with silicon on both faces.
  - Pump housing can be opened quickly and easily** thanks to elongated pump screw heads.
  - Metal tubular frame made from painted steel.
- **Engine:** 4 stroke HONDA petrol engine in accordance with environmental standard n°2002-88-EC on exhaust gases with or without oil warning system.
- **Delivery:** In individual reinforced cardboard with documentation, CE certificate, spark plug wrench, hose connector, clamps and strainer.
- **Options:** hoses, fire hose connector, trolleys, floats.

### Specifications - Made in Japan

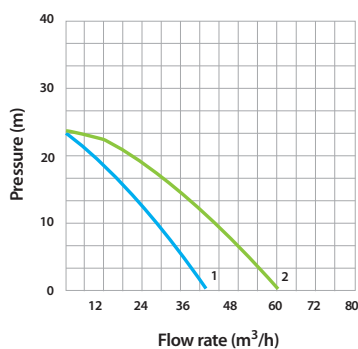
PARTICLE SIZE: 20 MM

Models Semi-TRASH	Colour coded curve	Engine			Diameter A/R (mm)	Max flow rate (m <sup>3</sup> /h)	Max pressure (m)	Best performance (m <sup>3</sup> /h at m)	Weight (kg)	Dimensions (cm)
		Type	hp	Autonomy						

#### HONDA PETROL ENGINE

TDS2 - 50 H	● 1	GX120U1	4	2h10	50	42	23	30 at 10	21	48x36x44
TDS2 - 50 HA	● 1	GX120U1	4	2h10	50	42	23	30 at 10	21	48x36x44
TDS2 - 80 H	● 2	GX160U1	5.5	2h20	75	60	23	40 at 10	26	54x39x44
TDS2 - 80 HA	● 2	GX160U1	5.5	2h20	75	60	23	40 at 10	26	54x39x44

(HA) Models fitted with oil warning system.



TDS2 50H



TDS2 80H

# SELF-PRIMING ENGINE PUMPS - VERY CONTAMINATED WATER

## TRASH TED SERIE - FLOW RATES UP TO 120 M<sup>3</sup>/H - MODEL 4" (DN100)

- **Applications:** Low pressure, high flow rate for construction sites, quarries, pits, mines and flooding.
- **Water:** Very contaminated, earthy, washing water containing particles not larger than 25 mm (TED 50) or 35 mm (TED 80 and 100) in diameter.
- **Self-priming:** Up to 7 m water height (from water level to the pump axle).
- **Construction:**
  - Pump housing made from pressure injected cast aluminium.
  - Impeller and diffuser made from **cast chrome (hard)** and highly abrasion-resistant.
  - Carbon seals with silicon on both faces.
  - Section in front of the pump can be opened, and removed by undoing the 2 grip bolts holding 2 strong clamps in place. Large inspection hatch allowing any blockages to be removed easily. Disassembly wrench provided.
  - Surrounding tubular frame, dual chassis under the pump and the motor with silent-block dampers between them.
- **2 types of engines:**
  - 4 stroke HONDA petrol engine in accordance with environmental standard n°2002-88-EC on exhaust gas emissions with oil warning system.
  - ROBIN / Subaru diesel engine in accordance with current standards.
- **Delivery:** In individual reinforced cardboard crate with documentation, CE certificate, spark plug wrench (not diesel), hose connector, collars and strainer.
- **Options:** hoses, fire hose connector, trolleys, floats.

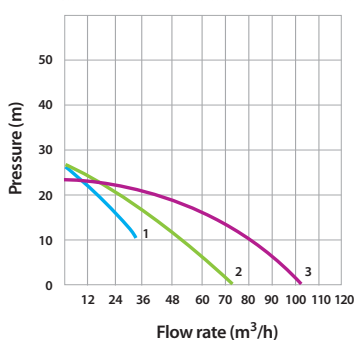
### Specifications - Made in Japan

PARTICLE SIZE: 25 MM (TED50) & 35 MM (TED 80 and 100)

Models TRASH	Colour coded curve	Engine			Diameter A/R (mm)	Max flow rate (m <sup>3</sup> /h)	Max pressure (m)	Best performance (m <sup>3</sup> /h at m)	Weight (kg)	Dimensions (cm)
		Type	hp	Autonomy						
<b>HONDA PETROL ENGINE</b>										
TED2 - 50 HA	● 1	GX160U1	5.5	2h30	50	42	26	30 at 10	38.6	64x43x49
TED2 - 80 HA	● 2	GX240U1	8	3h15	75	72	26	60 at 10	56	72x54x67
TED2 - 100 HA	● 3	GX340U1	10	2h35	100	102	23	85 at 10	76,4	76x51x68
<b>ROBIN / SUBARU DIESEL ENGINE</b>										
TED 50 RD	● 1	DY232D	4.8	2h35	50	45	25	32 at 10	42	64x44x56
TED 80 RD	● 2	DY272D	5.5	2h30	75	70	25	58 at 10	58	71x45x64
TED 100 RD	● 3	DY410D	8.5	2h10	100	93	24	60 at 15	94	82x52x67



(HA) Models fitted with oil warning system.



#### HONDA PETROL ENGINE



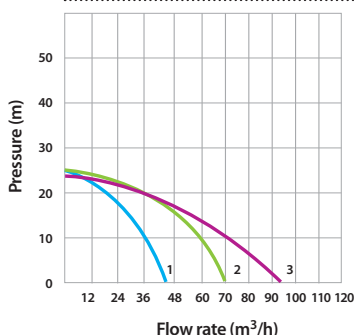
TED2 50 HA



TED2 80 HA



TED2 100 HA



#### ROBIN / SUBARU DIESEL ENGINE



TED 50 RD



TED 80 RD



TED 100 RD

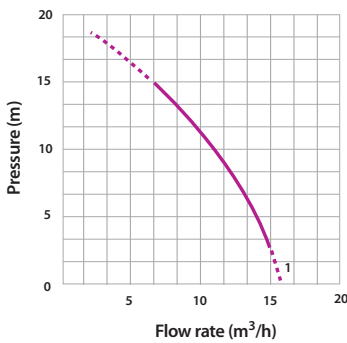
# SELF-PRIMING DIAPHRAGM PUMP – TD SERIES

- **Applications:** Very high suction capabilities for pumping viscous liquids and fluids, manure, septic tank sludge, liquid mud and slurry.
- **Water:** Dirty and used water containing viscous materials, max particle size 40 mm.
- **Self-priming:** Up to 8 m water height (from water level to the pump axle).
- **Construction:**
  - Pump housing made from pressure injected cast aluminium.
  - Neoprene membrane
  - Rigid connecting rod, compensation bell, gear box.
  - Rubber ball valve.
  - Surrounding tubular frame.
- **Engine:** 4 stroke HONDA petrol engine conforming to environmental standard n°2002-88-EC on exhaust gases with oil warning system.
- **Delivery:** In individual reinforced cardboard with documentation, CE certificate, spark plug wrench (not diesel engines), hose connector, collars and strainer.
- **Options:** hoses, fire hose connector, trolleys, floats.

## Specifications - Made in Japan

PARTICLE SIZE: 40 MM

Models A membrane	Colour coded curve	Engine			Diameter A/R (mm)	Max flow rate (m <sup>3</sup> /h)	Max pressure (m)	Best performance (m <sup>3</sup> /h at m)	Weight (kg)	Dimensions (cm)
		Type	hp	Autonomy						
TD 300 HA	● 1	GX160	5,5	2h30	80	14.4	15	10 at 5	45	66x42x51



TD 300 HA

## CE2A FLOAT designed specially for engine pumps

- Main float (100 kg capacity) and the supplementary central insert (100 kg more, for a total capacity of 200 kg)
- Frame and flat fixing bars
- Lifting and moving rings
- Complete power pump suction



Float only



Float with supplementary insert



## Trolleys for engine pumps

Well-balanced trolley with thick tubing



Hose reel for easy handling  
Capacity: 40 m of fire hose

Universal trolley with grating



Tubular frame with wheels and handles



## Suction and discharge hoses



Suction  
DN25 to DN150



Suction  
DN45, DN70 and DN110  
for fire fighting



Discharge  
flat in PVC  
PS from 5 to 10 bars



Fire fighting discharge hose  
equipped with DN25, DN45,  
DN70 and DN110 connectors

Other hoses on request

## Specific connectors



1/2 SYM or DSP Connectors



Clamps




Strainer

Other connectors on request



## Contribution to global prosperity and striking a balance between productivity and protecting the environment.

The Tsurumi factory in Kyoto (Japan) has been designed to achieve greater productivity through the use of rational and entirely integrated production systems. More than half a million pumps are produced each year. In order to guarantee optimal conditions both for the personnel and the environment, we attempt to provide excellent working conditions at the Tsurumi factory: air conditioning, minimal emissions of exhaust gas and dust as well as recycling and treatment of waste products.



### **VIS-trgovina d.o.o.**

Ružmarinka 19, HR-10000 Zagreb, Croatia  
OIB: 85355857760 | VAT: HR85355857760  
T: +385 (0)1 2303 930 | F: +385 (0)1 2306 296  
[www.vis-trgovina.hr](http://www.vis-trgovina.hr) | E: [info@vis-trgovina.hr](mailto:info@vis-trgovina.hr)